

GLASS DOOR HINGE, F/ALU FRAMES

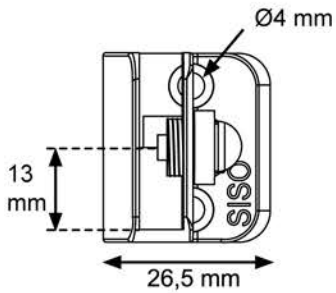
- high quality furniture fittings



GLASS DOOR HINGE F/ALU FRAMES F/INSET DOORS - TOP & BOTTOM

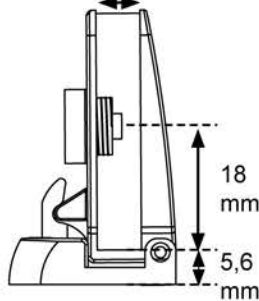
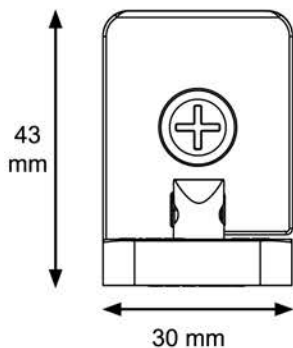
Application:

- Glass door hinge with catch for inset doors. Top & bottom fixation
- No boring required but possible by using the extra extension screw supplied.
- F/Glass thickness 4-6 mm
- 110 Degree opening depending on fixation
- Horizontal screw fixation
- Max door size: 1000 x 400 mm



ABS plastic screws

4-6 mm
Glass
thickness



Optional: Zamak screw

Specification:

Material	Finish	Item No.
Zamak	Chrome Plated	
Zamak	Alu Finish	
Zamak	Black Anodized	
Zamak	Gold Plated	
Zamak	Bronze Plated	

Each handle is supplied with:
1 ABS plastic screw w/soft PVC-tip for tight fastening without boring and 1 ABS plastic screw w/hard $\text{Ø}6 \times 3,5$ mm ABS extension when boring required.

Optional: Zamak screw w/soft tip, 4mm Hex & PZD

Material	Finish	Item No.
Zamak	Zinc plated	